

Pascagoula School District (District 3022)

Wayne Rodolfich, Superintendent
 wrodolfich@psd.ms
 1006 Communy Avenue
 Pascagoula, MS 39567



— District Profile —

Section Source: MDE/SY 2012-2013

Student Data — Demographics

	This District	Mississippi
Total Enrollment	6,902	492,847
Free Lunch and Reduced Lunch	76.93 %	71.57%
Average Daily Attendance	93.98%	94.53%

*Average Daily Attendance: Calculated using ADA months 1-9

Student Data — Racial Makeup

Race	This District	Mississippi
Asian	1.20%	1.00%
Black	48.38%	49.79%
Hispanic	11.87%	2.90%
Native American	0.16%	0.26%
White	38.39%	46.05%

Student Data — Special Education

IEP Students as a Percentage of All Students	14.62%
Actual Number of IEP Students	1,009

* IEP = Individualized Education Program

School District Staff

	This District	Mississippi
Number of Employees (FTE) ^{1 2}	1,301.59	68,383.89
Number of Teachers (FTE) ^{1 2}	535.77	32,810.77
National Board Certified Teachers	33	2,288
Highly Qualified Teachers	98.73%	97.24%
Emergency/Provisional Teachers	0.00%	0.81%
Number of Special Education Teachers (FTE) ^{1 2}	81.13	5039.15
Highly Qualified Special Education Teachers	100.00%	99.31 %
Emergency Special Education Teachers	0.00%	3.92 %

¹ FTE = Full Time Equivalent

² Data from SY 2013-2014

— ACADEMIC ACHIEVEMENT —

Section Source: MDE


2014 State Accountability Label²

— B —

2014-2015 Accreditation Status²

— Accredited —

Number of Schools by Accountability Label



Schools that were not assigned a letter grade are not reflected above.

Graduation and Completion Data (First Time 9th Graders in 09-10)

	All Students	IEP Students	Mississippi
Graduation Rate	79.2%	NR %	74.5%
Completion Rate (w/ graduates)	84.60	80.4%	83.5%
Dropout Rate	12.80	19.6%	13.9%
Occupational Diplomas	11.00	11.00	680
Certificates of Attendance	16.00	16.00	1117

ACT Information (2012-2013)

	This District	Mississippi
12th Grade students taking ACT	73.58%	83.53%
Average ACT Score	19.5	18.6

* ACT = American College Test

Expulsions & Out of School Suspensions > 10 Days (2012-2013)

	This District	Mississippi
IEP Students	1.73%	1.11%
All Non-IEP Students	1.46%	.94%

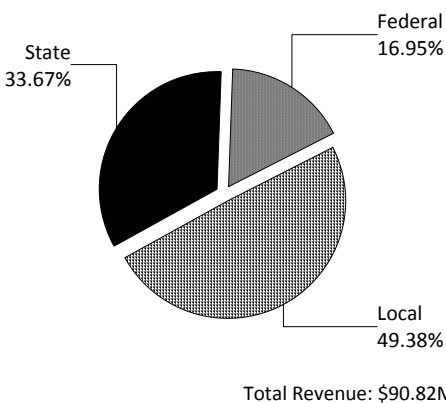
* NR = Due to size cannot report data

² Data from SY 2013-2014

— FINANCIAL DATA —

Section Source: MDE/SY 2012-2013

Revenue Sources



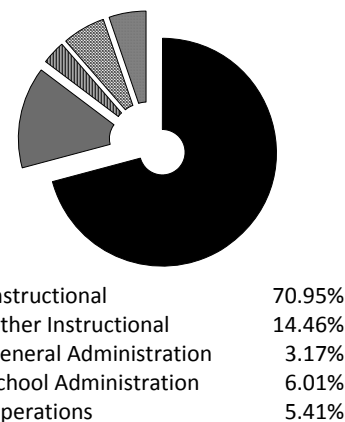
Millage and Assessed Valuation

	This District	Mississippi
Operational Millage Rate	46.39	44.26
Debt Service Millage Rate	0.00	4.77
Net Ad Valorem Requested	\$43,649,679	
Assessed Valuation	\$957,137,405	

Estimated Per Pupil Expenditures

	This District	Mississippi
Local	\$5,917	\$2,906.48
State	\$4,034	\$4,564.98
Federal	\$2,031	\$1,459.36
Intermediate ³	\$0	\$1.10
Total	\$11,982	\$8,931.92

Actual Expenditures



For more information on how to get involved in the **Pascagoula School District**, or to obtain a free hard copy of this report, please call (228) 938-6491 or visit any Pascagoula School District School or District Office. To view this report online, or to find out more, visit <http://reports.mde.k12.ms.us/data/>.

³Intermediate funds are grants from an intermediate source which can be used for any legal purpose desired by the LEA.