

**Pascagoula School District (District 3022)**

Wayne Rodolfich, Superintendent

wrodolfich@psd.ms

1006 Communy Ave

Pascagoula, MS 39567



**— DISTRICT PROFILE —** Section Source:MDE/SY 2011-2012

**Student Data — Demographics**

	This District	Mississippi
Total Enrollment	6,919	490,619
Free Lunch and Reduced Lunch	77.02%	71.40%
Average Daily Attendance	95.26%	94.91%

**Student Data — Racial Makeup**

Race	This District	Mississippi
Asian	1.26%	0.98%
Black	47.56%	49.84%
Hispanic	11.26%	2.68%
Native American	0.23%	0.25%
White	39.69%	46.26%

**Student Data — Special Education**

IEP Students as a Percentage of All Students	14.71%
Actual Number of IEP Students	1,018

\* IEP = Individualized Education Program

**School District Staff**

	This District	Mississippi
Number of Employees (FTE) <sup>1 2</sup>	1,266.32	68,237.48
Number of Teachers (FTE) <sup>1 2</sup>	530.70	32,980.72
National Board Certified Teachers	42	2,424
Highly Qualified Teachers	98.59%	97.04%
Emergency/Provisional Teachers	0.0%	0.16%
Number of Special Education Teachers (FTE) <sup>1 2</sup>	84.49	5026.10
Highly Qualified Special Education Teachers	100.00%	98.46 %
Emergency Special Education Teachers	0.00 %	0.21 %

<sup>1</sup> FTE = Full Time Equivalent

<sup>2</sup> Data from SY 2012-2013

**— ACADEMIC ACHIEVEMENT —**


**2013 State Accountability Label<sup>2</sup>**

**— B —**

**2013-2014 Accreditation Status<sup>2</sup>**

**— Accredited —**

**Number of Schools by Accountability Label**



**Graduation and Completion Data (First Time 9th Graders in 08-09)**

	All Students	IEP Students	Mississippi
Graduation Rate	75.7%	25.6%	75.5%
Completion Rate (w/ graduates)	82.40%	67.9%	82.3%
Dropout Rate	13.40%	11.1%	13.9%
Occupational Diplomas	19.54%	19.54%	567
Certificates of Attendance	NR	NR	907

**ACT Information (2011-2012)**

	This District	Mississippi
Graduates Taking ACT (estimated)	78.31%	83.84%
Average ACT Score	18.4	18.5

\* ACT = American College Test

**Expulsions & Out of School Suspensions > 10 Days (2011-2012)**

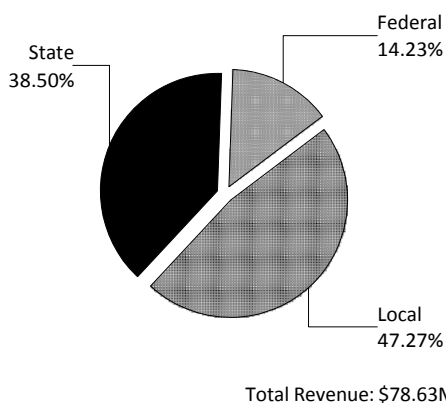
	This District	Mississippi
IEP Students	3.30%	1.54%
All Non-IEP Students	2.54%	1.20%

\* NR =Due to size cannot report data

<sup>2</sup> Data from SY 2012-2013

**— FINANCIAL DATA —** Section Source:MDE/SY 2011-2012

**Revenue Sources**



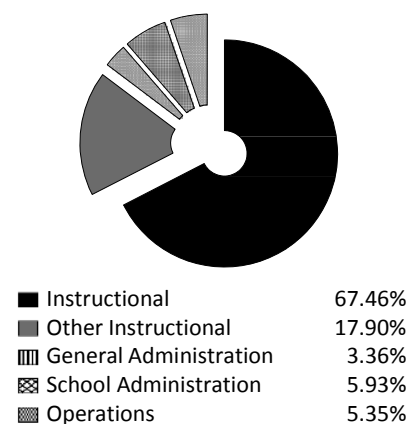
**Millage and Assessed Valuation**

	This District	Mississippi
Operational Millage Rate	48.19	43.52
Debt Service Millage Rate	0.20	3.31
Net Ad Valorem Requested	\$33,678,472	
Assessed Valuation	\$697,657,712	

**Estimated Per Pupil Expenditures**

	This District	Mississippi
Local	\$5,367	\$2,804.65
State	\$4,372	\$4,497.22
Federal	\$1,616	\$1,628.54
Intermediate <sup>3</sup>	\$0	\$0.89
<b>Total</b>	<b>\$11,355</b>	<b>\$8,931.30</b>

**Actual Expenditures**



For more information on how to get involved in the **Pascagoula School District**, or to obtain a free hard copy of this report, please call (228) 938-6491 or visit any Pascagoula School District School or District Office. It is also available at [www.psd.ms](http://www.psd.ms). To view this report online, or to find out more, visit [www.msreportcard.com](http://www.msreportcard.com). <sup>3</sup>Intermediate funds are grants from an intermediate source which can be used for any legal purpose desired by the LEA.